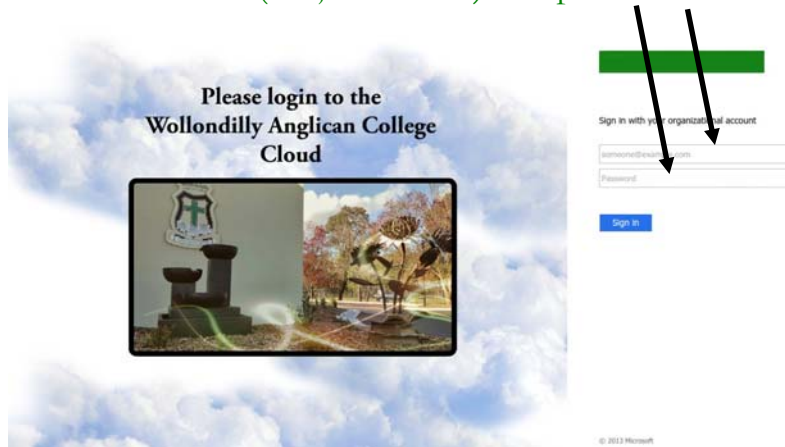


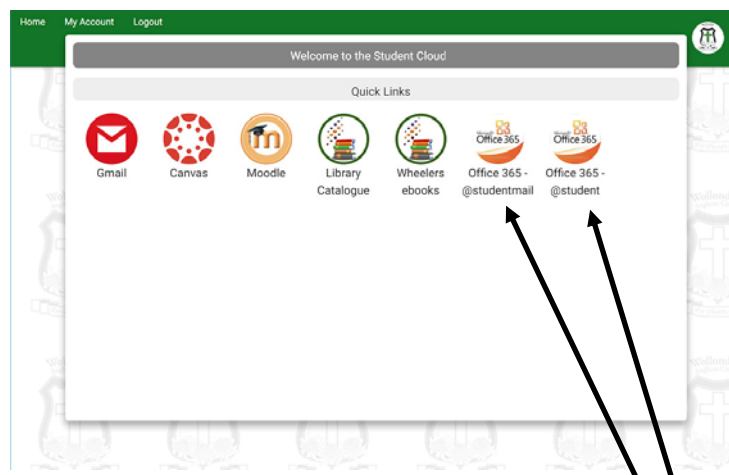
Wollondilly Anglican College

MyTech - How to log into your student Office 365 account and install Office 2016

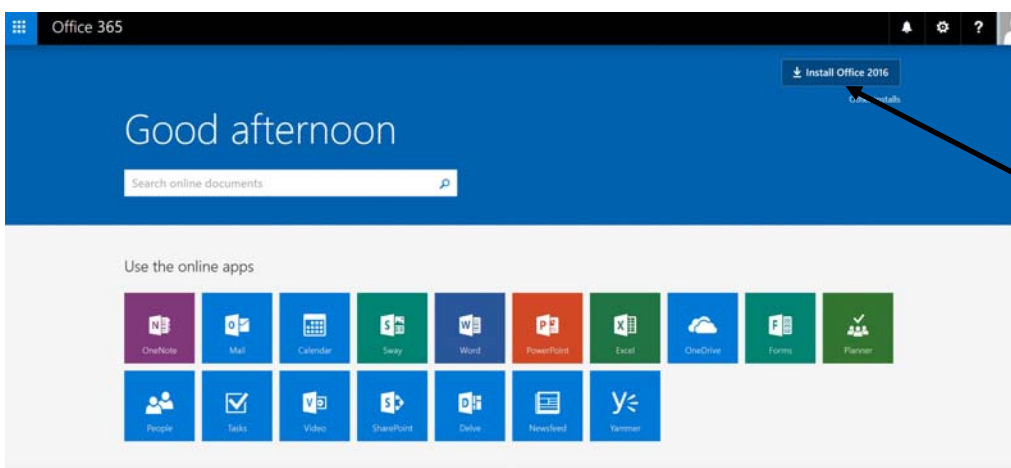
1. Go to <https://student.wac.nsw.edu.au> and you will see the below log in page. Enter your WAC student username (i.e johnsmith) and password and sign in



2. You will be redirected to the student cloud site once you have logged in. You will see the below web page.



3. Depending on your WAC email address, click on the matching Office 365 icon to take you into your Office 365 Portal.



4. You will then see a link to install Office 2016 onto your computer.